

KS2 Year 4/5

As the children move through KS2, they are taught a number of techniques, initially expanding on their mental strategies before progressing towards more efficient written methods. It is therefore very important that their mental strategies are mastered.

Please encourage your children to learn and develop their addition, subtraction facts and times table knowledge. During homework activities always give your child plenty of time to explain their methods and strategies to you. Can they spot their own errors? This will help deepen their understanding.

Give your child opportunities and a quieter place to complete homework and practise number facts so that homework can be given in at the appropriate time.



Simple games involving two dice making two, two digit numbers and creating an addition or subtraction calculation are beneficial and very simple to organise.

KS2 Year 6

By the end of Year 6, most children will be using methods that will be familiar to parents from their own school days, but you may not be familiar or know the stages along the way to this. We are teaching for understanding at every step along the way.

By asking your children to explain to you what they are learning and the strategies they are using is a sure way of finding out if they understand their mathematics.

If you notice your child has difficulty remembering and recalling number facts encourage and support practice. This can be achieved by playing the latter games in the 'Bare Necessities' booklet for Key Stage 2 which you should receive with this leaflet. These games could be played alongside traditional methods of practising like reciting multiplication tables.

The games are a lot of fun and are being played in school.



Supporting mathematics at home

Research shows that your help is invaluable to your child's learning. There is no need to sit with them for long periods over pages of sums, a little time and often is more beneficial. You can support your child's in mathematics by:


being positive and enthusiastic about mathematics yourself;

not giving them the answer in order to get the task or game finished;


not feeling you have to know everything. Be a learner too. Get your child to show you how. They will love having you ask and will learn from explaining;

playing games. A few suggestions are on this leaflet but try some of the 'Bare Necessities' which the children should be familiar with (in the booklet accompanying this) it's lots of fun!

Children in FS/EY

There are many opportunities to support your child without creating a formal atmosphere. Point out numbers you see in everyday activities such as numbers on packets and prices, car number plates, house or bus numbers. 

Continue to sing nursery rhymes and songs when stuck in traffic jams or walking to the shops or park.



Many number songs such as Ten Green Bottles or Five Little Ducks start with a number and count backwards. Some songs count in forward sequence like 1,2,3,4,5 once I caught a fish alive!

Count actions like climbing up the stairs at home or in a shop. This is helpful for them to learn a count for an action.


When a zero is identified describe it as nothing or none.

Use ordinary playing cards to develop skills of counting and recognising numbers. Play snap, sort the cards into order and find all the tens, fours etc.


Play a hidden objects game—Place 5 small objects on a tray, cover them and then remove one or two. Ask how many they think have been taken.

KS1 Year 1 and year 2


Continue to play games when out-and-about. Guess my number is fun and, as they play, the children are practising ordering numbers.

Start the game by saying "I am thinking of a number between 1 and 10 or 10 and 100". Explain that the game is to guess the mystery number by asking a question but the answer will only be a 'yes' or 'no'. The children learn how to ask more appropriate questions and develop their questioning to include odd or even numbers, and multiples of five or ten. 

During year 1 and through year 2 the children will have a maths related homework. Primarily it will be to support their recall of number bonds of 5, 10 and develop to those of 20. Number bonds are number facts that involve addition, subtraction and understanding the relationships of those facts. 1 and 4 make 5 so 4 plus 1 = 5. 15 take away 1 is 14 so 15 minus 1 equals 14.

Some children in year 1 and even in year 2 might need toys to support their calculations, but a variety of language will also support learning. Additional support at home could be to play simple board games like Snakes and Ladders. 

KS2 Year 3

Throughout year 3 the children will have regular maths homework which will be practice and learning of number bonds, addition, subtraction and multiplication facts but, as with all years, playing games is fun and children use their mental calculation skills without realising additional practice is happening. If they feel the need to make jottings which may look like empty number lines or use fingers to help themselves this is not a concern. Visual images are needed to support learning. 

Year 3 children could play the games from either the Key Stage 1 'Bare Necessities' booklet or Key Stage 2. The former is less of a challenge but still valuable practice and familiar. Games 1 through to 8 from KS2 will offer them more thinking. Children also like making games so even making the resources like number cards to 20, from old cereal boxes, or a 100 square this is just as beneficial. Using money is a key resource and can support most calculations.

1	2	3	4	5	6	7	8	9	10
11	12	13	14	15	16	17	18	19	20
21	22	23	24	25	26	27	28	29	30
31	32	33	34	35	36	37	38	39	40
41	42	43	44	45	46	47	48	49	50
51	52	53	54	55	56	57	58	59	60
61	62	63	64	65	66	67	68	69	70
71	72	73	74	75	76	77	78	79	80
81	82	83	84	85	86	87	88	89	90
91	92	93	94	95	96	97	98	99	100

Please remember fun is the key and more will be gained from all who play if there isn't too much challenge.